



Performance Report

August 01, 2023

COMO Michael D. Bozarth



Contents

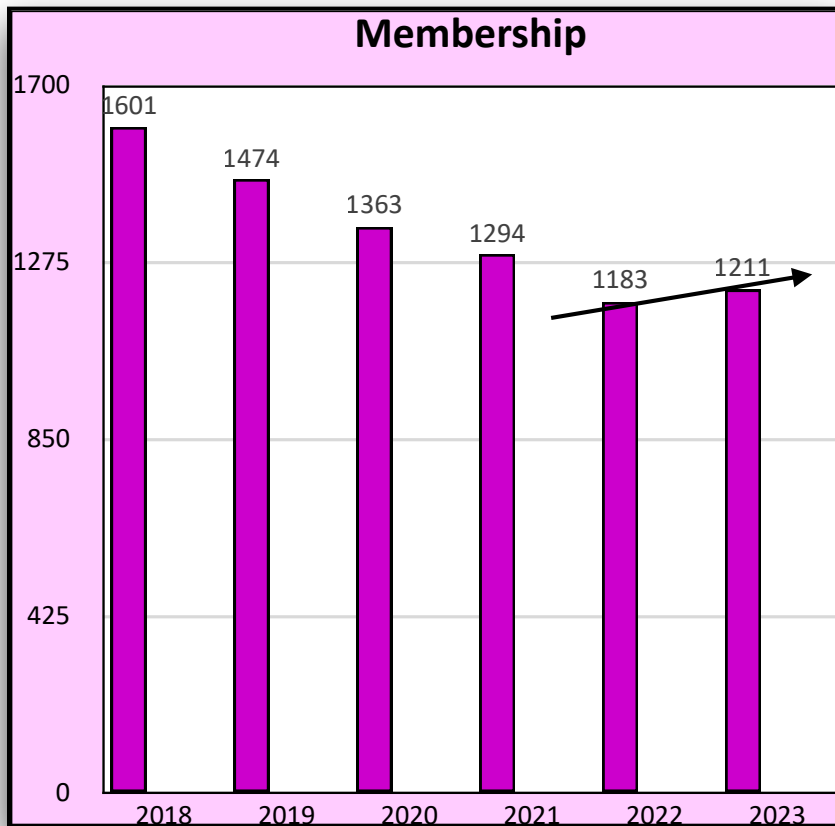
A. Retention & Recruiting

B. RBS Trend Report

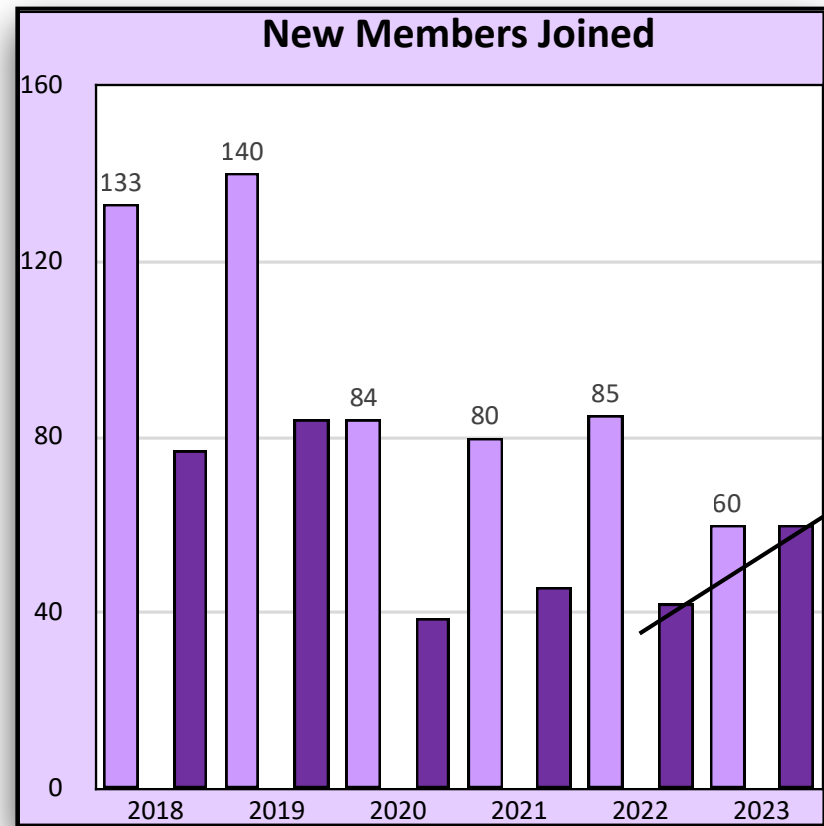
C. RFF Activity

D. Bravo Zulus

Retention & Recruiting



2023 is YTD. All prior years are CY.



The lighter color on each bar denotes the twelve month total for a particular year.

The darker color on each bar shows the year-to-date total for a particular year.

Retention & Recruiting



Breakdown by Division

D11S		Division 01	Division 04	Division 05	Division 06	Division 07	Division 09	Division 10	Division 11	Division 12
1,181	Total Members (01Jan)	203	115	108	215	104	98	123	70	145
60	New Members (YTD)	12	1	2	6	9	10	8	9	3
(30)	DDR (YTD)	(3)	(3)	(2)	(2)	(2)	(3)	(4)	(2)	(9)
1,211	Total Members (01Aug)	212	113	108	219	111	105	127	77	139
2.5%	Net New Members	4.4%	(1.7%)	0.0%	1.9%	6.7%	7.1%	3.3%	10.0%	(4.1%)

DDR = Died, Disenrolled & Retired

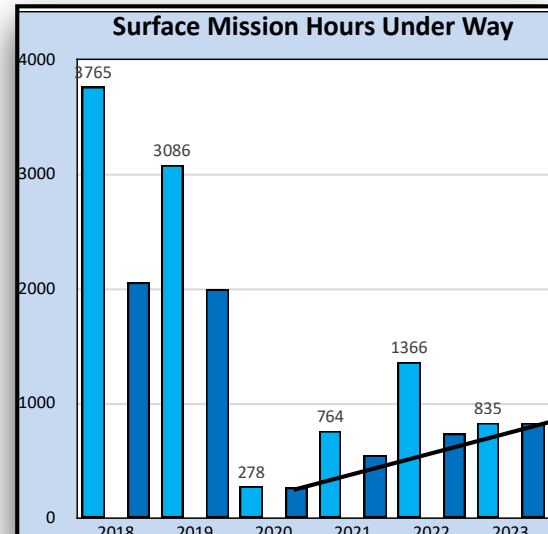
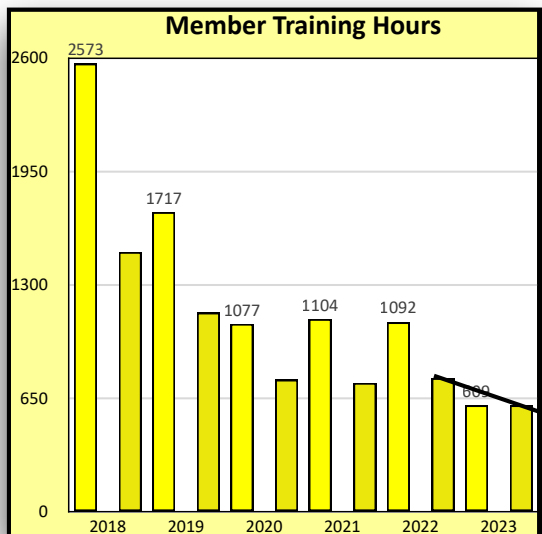
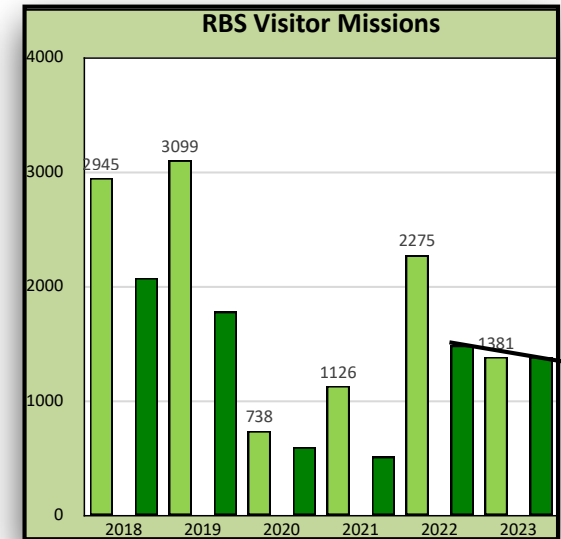
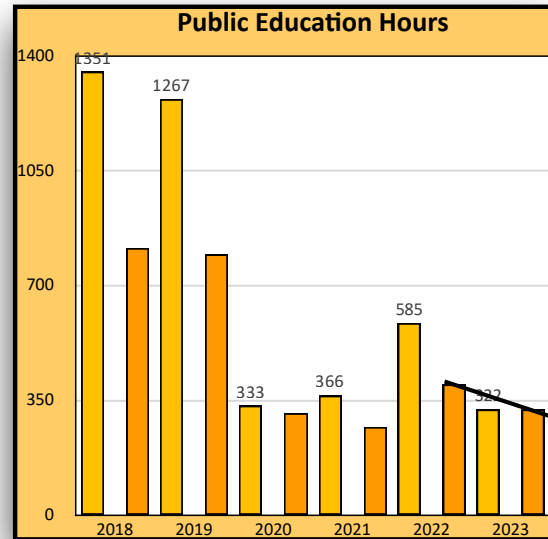
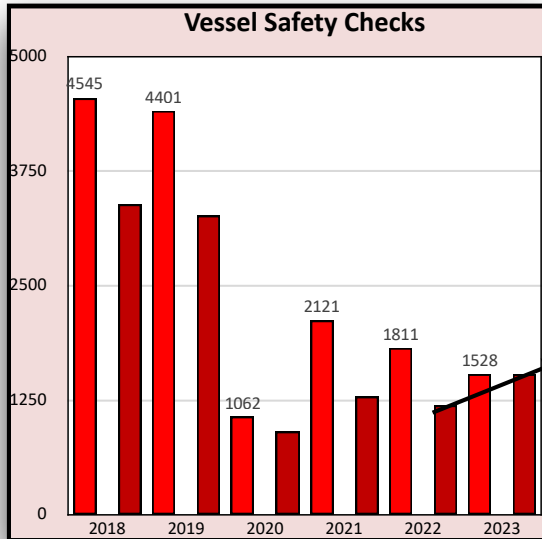
RBS Trend Report



Compared to Last Year

District 11SR	Division 01	Division 04	Division 05	Division 06	Division 07	Division 09	Division 10	Division 11	Division 12
Vessel Safety Checks									
Public Education Hours									
RBS Visitor Missions									
Members Training Hours									
Surface Mission Hours Under Way									

RBS Trend Report



The lighter color on each bar denotes the twelve month total for a particular year.

The darker color on each bar shows the year-to-date total for a particular year.

RFF Activity Detail (hours)



Activity Mission Start Time →		Jan-23	Feb-23	Mar-23	Apr-23	May-23	Jun-23	Jul-23	Total
Mission Group ↑	Activity Log: Mission Code ↑	Sum of Activity Duration	Sum of Activity Duration	Sum of Activity Duration	Sum of Activity Duration	Sum of Activity Duration	Sum of Activity Duration	Sum of Activity Duration	Sum of Activity Duration
07	07A: WATCHSTANDING	0	0	0	0	0	0	3	3
	07D: CG OPS SUPPORT	40	15	78	96.25	36	56	58	389.25
08	08: ADMINISTRATIVE SUPPORT	284	234.5	279.5	307.5	226.75	252.6	232.1	1872.25
09	09: ACADEMY INTRODUCTION MISSION (AIM)	0	0	0	0	0	0	174	174
20	20A: CG COMMUNICATIONS AUGMENTATION	0	0	12	0	0	0	0	12
	20B: RADIO WATCHSTANDER	24.5	28	39	46	93	46	25	311.5
24	24: SAR PROSECUTION	0	0	0	0	27.95	12.49	4.2	62.34
26	26: CREW AUGMENTATION	0	33	20	6	8	3.5	23	98.5
28	28B: ICS COMMAND POST EXERCISE	0	0	0	0	9	0	0	9
31	31: PRIVATE NAV SYSTEMS	1	7	19	17	25	32.3	10	120.3
32	32: BRIDGE NAV SYSTEMS	0	30	11	2	0	0	1	46
41	41: FED GOV SUPPORT	0	174	12	0	71.9	52.5	4.05	318.45
42	42: STATE GOV SUPPORT	0	0	0	32	0	0	0	32
54	54B: PASSENGER TRANSPORTATION	0	0	0	0	0	0	12	12
60	60A: INTERPRETER ASSISTANCE	0	0	10	0	4	0	31	45
70	70C: CG SUPPORT	0	0	29.5	20	15	11.5	0	76
	70F: WATERWAY MGMT SUPPORT	0	0	32.5	0	0	48	0	80.5
	70G: CONTAINERS	0	0	16	0	8	8	0	32
	70N: SEA PARTNERS-ENVIRONMENTAL	2	4	15	19.25	11.5	3	3	57.75
	70T: FACILITIES	0	0	4	0	0	4	0	8
	70U: MS/MEP TRAINING	0	0	44	12	3	0	0	59
	70V: AM WATERWAY WATCH PROGRAM	0	0	0	0	0	0	1.5	1.5
80	80A: COMMERCIAL FISHING VESSEL OUTREACH	16	0	19	52	25	0	0	112
	80C: UNINSPECTED PASSENGER VESSEL OUTREACH	9	10	6	13.5	0	1.6	1	41.1
	80D: UPV TRAINING & QUALS	17.5	32	17	5.5	6	0	0	78
90	90A: CG PARTNERS PROGRAM	42	16	24	23	67	75	169	441
	90B: ACTIVE DUTY - OCS RECRUITING	8.75	11	17.5	10	37.5	4	6	106.75
93	93A: ADMIN SUPPORT	3.5	14.5	9	4	5	3	0	39
	93B: CLINICAL OPERATIONAL SUPPORT	1	14	29	28	0	3	28	103
96	96A: AUXILIARY CULINARY ASSISTANT SUPPORT TO COAST GUARD UNIT	92	163.5	121.5	138.3	318.25	239	391.2	1471.05
97	97A: AUXILIARY CHAPLAIN SUPPORT	1	1	18.5	120	0	0	0	140.5
Total		542.25	787.5	883	952.3	997.85	855.49	1177.05	6352.74

Bravo Zulus



Engagement

REQUEST FOR FORCES

Thank you to the RFF Task Force, ASCs, AUCs, and our Program Management Office for developing and implementing the first D11S RFF Program. As we ramp up our augmentation activity, we are delivering on our commitment to Team Coast Guard and have become the envy of our fellow Districts!

Leadership

CULINARY ASSISTANCE PROGRAM

Our Culinary Assistance team started the year with 6 members certified in the CA Program. Today we now have 15 CA certified members and 4 more in the pipeline.

Our CAs lead the way in augmenting the active duty with nearly 1500 RFF related hours YTD.

Forces

RECRUITING

We have turned the corner on our membership trend!! As of 01AUG, we have 60 new members and a net positive growth of 30 members. This is the first net positive we've experienced in over five years.

Divisions 01, 07, 09, 10 & 11 have all turned in impressive new member numbers, and Flotillas 01-01 and 11-02 lead the way with 7 new members each!